Daily Updates

Market Commentary

Overnight global action:

On 25th November 2026, US markets ended mixed, with the S&P 500 declining by 18.2 pts (-0.25%), Dow Jones gaining by 164.3 pts (+0.33%), while Nasdaq 100 declined by 167.3 pts (-0.64%). Gift Nifty declined by 11.0 pts (-0.04%), indicating a marginally negative opening for Indian markets.

NSE witnessed 1,573 advances against 2,050 declines, while BSE witnessed 1,901 advances versus 2,546 declines.

Index Options Data Analysis:

Sensex OI peaks at 87,000 Calls and 81,000 Puts. PCR stands at 1.00.
Nifty OI peaks at 26,000 Calls and 25,500 Puts. PCR stands at 0.82.
Bank Nifty OI peaks at 66,000 Calls and 65,000 Puts. PCR stands at 0.79.

Securities in Ban for F&O Trade:

MANAPPURAM, APLAPOLLO

Sector Performance:

NIFTY 50 gained 1.85%, led by gains in HINDUNILVR (+6.08%), TATACONSUM (+4.66%) and HDFCLIFE (+4.58%).

NIFTY 100 gained 1.66%, led by gains in HINDUNILVR (+6.08%), GODREJCP (+5.56%) and DMART (+5.48%).

NIFTY 200 gained 1.40%, led by gains in DABUR (+7.77%), HINDUNILVR (+6.08%) and GODREJCP (+5.56%).

NIFTY MICROCAP 250 declined by 0.65%, led by losses in SGMART (-20.00%), INDIAGLYCO (-8.16%) and NAZARA (-7.31%).

NIFTY SMALLCAP 50 index declined by 0.48%, led by losses in ATHERENERG (-5.42%), HFCL (-5.00%) and KAYNES (-3.95%).

NIFTY SMALLCAP 100 index declined by 0.44%, led by losses in ITI (-7.76%), MRPL (-6.12%) and CHENNPETRO (-5.80%).

Now listen to the daily market update

Play Now

Fund Flow - 25th Nov 2026	Buy	Sell	Net
FII/FPI (INR Cr)	24,309.9	19,830.8	4,479.1
DII (INR Cr)	22,379.8	18,361.1	4,018.7

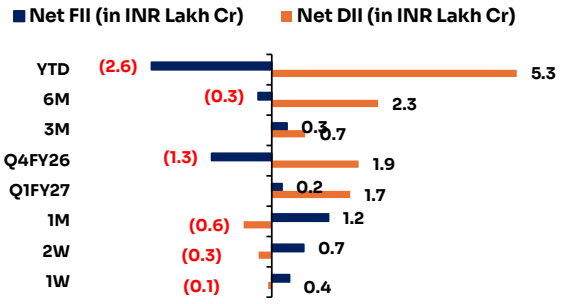

Indian Indices	CMP	1D	YTD	P/E x
Gift Nifty	26,069	-0.04%	-0.74%	23.6
Sensex 30	83,938	1.82%	-1.50%	21.9
Nifty 50	25,819	1.85%	-1.19%	23.4
India VIX	18	-0.07%	86.65%	
Nifty Bank	63,703	1.79%	6.92%	18.7
Nifty Next 50	72,788	0.75%	4.94%	72.8
Nifty 500	24,025	1.17%	0.64%	22.6
Nifty Mid 100	61,585	0.30%	1.82%	31.7
Nifty Small 250	17,631	-0.18%	5.67%	29.7
USD/INR	93.0	0.22%	3.29%	
India 10Y	7.2%			
India 2Y	6.8%			
India 1Y	6.5%			
Bank Rate	5.8%			

Global Indices	CMP	1D	YTD	P/E x
S&P 500	7,183	-0.25%	4.93%	31.1
Dow Jones	50,183	0.33%	4.41%	24.2
Nasdaq 100	26,047	-0.64%	3.16%	42.8
FTSE 100	10,427	-0.38%	4.99%	16.4
CAC 40	7,981	-0.75%	-2.07%	23.4
DAX	24,702	-1.26%	0.86%	25.8
Nikkei 225	57,847	1.46%	14.87%	30.9
Hang Seng	21,966	-1.14%	-14.30%	10.7
Shanghai Comp	3,476	-2.03%	-12.41%	15.7
KOSPI	4,781	1.78%	13.26%	23.7
S&P/ASX 200	8,754	0.71%	0.44%	23.1

Stocks in the News

LUPIN (CMP: 2004, MARKET CAP: 91632 Cr., SECTOR: PHARMACEUTICALS)

nse announcement

Lupin received USFDA approval for Dalbavancin Injection, 500 mg/5 mL, through the 505(b)(2) New Drug Application pathway, specifically for single-dose regimen use. The product is a ready-to-dilute liquid formulation containing the active ingredient used in AbbVie's Dalvance. It is approved for acute bacterial skin and skin-structure infections caused by designated susceptible bacteria in adults and children.

MEESHO (CMP:252, MARKET CAP:116928 Cr., SECTOR: E-COMMERCE)

nse announcement

Meesho incorporated Meesho Finance Private Limited as a wholly owned subsidiary with ₹15 crore paid-up capital and ₹25 crore authorised capital. The entity is intended to develop in-house underwriting, design lending products and directly manage borrower relationships. Meesho subscribed to 1.5 crore shares at ₹10 each; the subsidiary has yet to commence commercial operations.

SUVIDHAA INFOSERVE (CMP: 2, MARKET CAP: 55 Cr., SECTOR: FINTECH & ASSISTED PAYMENTS)

nse announcement

Suvidhaa approved allotment of 7,86,77,509 rights shares at ₹1.50 each, representing an issue value of approximately ₹11.80 crore. Each share has a ₹1 face value and ₹0.50 premium. Following the allotment, outstanding equity increased from 20,98,06,690 to 28,84,84,199 shares, with the new shares ranking equally with existing equity.

SHADOWFAX TECHNOLOGIES (CMP: 310, MARKET CAP: 18192 Cr., SECTOR: LOGISTICS)

nse announcement

In FAQs on its ₹23.3 crore WeFast acquisition, Shadowfax disclosed annualised adjusted revenue—gross customer delivery payments—of approximately ₹156 crore at October's run rate, versus approximately ₹200 crore in CY2025. Delivery volumes fell 21% YoY during the six months ended September 2026. Management retained existing revenue and margin guidance while targeting WeFast at 12–15% of consolidated business within three to four years.

Sectoral Index	CMP	1D	YTD	P/E x
Nifty Auto	28,822	1.16%	2.24%	23.7
Nifty IT	32,208	1.12%	-14.98%	25.1
Nifty Fin Ser	28,765	2.17%	4.17%	18.8
Nifty Pharma	28,962	2.38%	27.45%	47.6
Nifty Services	33,237	1.62%	-1.25%	36.6
Nifty Cons Dur	38,664	-0.13%	5.19%	52.4
Nifty PSE	9,437	1.03%	-4.23%	9.9
Nifty FMCG	50,144	3.79%	-9.61%	34.5
Nifty Pvt Bank	31,338	2.21%	9.11%	11.7
Nifty PSU Bank	9,595	0.37%	12.44%	15.7
Nifty Cons	12,491	1.86%	1.64%	44.1
Nifty Energy	36,669	0.04%	3.80%	11.6
Nifty Health	17,804	2.13%	21.61%	42.6
Nifty India Mfg	15,963	0.60%	3.57%	29.7
Nifty Metal	11,579	-2.04%	3.68%	20.8
Nifty Oil & Gas	11,419	0.99%	-6.64%	17.5

Derivatives Position (Futures)

Stock	% Chg LTP	%Chg OI
LONG		
POLICYBZR	3.2	6.6
HEROMOTOCO	3.9	6.5
BAJAJFINSV	2.4	5.4
ICICIBANK	3.4	5.3
BAJAJ-AUTO	2.1	4.8
SHORT		
APLAPOLLO	-11.6	25.5
KARURVYSYA	-1.4	20.4
KAYNES	-4.0	15.6
CUB	0.6	8.0
COFORGE	-3.8	7.9
LONG UNWINDING		
POWERINDIA	-1.6	-3.5
ICICIGI	-0.3	-2.4
ADANIENSOL	-4.2	-2.2
GVT&D	-3.0	-1.8
LICI	0.3	-1.7
SHORT COVERING		
INDIGO	3.6	-5.9
OBEROIRLTY	0.5	-5.8
MPHASIS	2.6	-5.6
LTF	3.6	-4.7
AUBANK	2.3	-4.0

KFIN TECHNOLOGIES (CMP: 934, MARKET CAP: 16150 Cr., SECTOR: CAPITAL MARKETS INFRASTRUCTURE)

nse announcement

SEBI imposed a ₹10 lakh penalty on KFin concerning a transmission-cum-dematerialisation request involving Balkrishna Industries shares in the Vanita Krishnakant Gandhi matter. KFin said the financial impact had already been accounted for in FY26, with no additional impact expected in FY27 or later. The company is evaluating the adjudication order and available legal remedies.

Commodities	CMP	1D	YTD
Gold ($)	3,566	-0.49%	-17.46%
Silver ($)	41.3	-0.22%	-43.0%

Currency	CMP	1D	YTD
USD/INR	93.0	0.22%	3.29%
EUR/INR	101.3	-0.04%	-4.14%
GBP/INR	121.0	-0.02%	-0.06%
JPY/INR	0.6	0.09%	1.15%
EUR/USD	1.1	0.00%	-6.59%

Securities Lending & Borrowing Scheme			
Company	**Under.Ltp**	**Fut.Ltp**	**Spread (%)**
KAYNES	2,698.00	2,654.00	1.63
COFORGE	2,060.00	2,031.00	1.41
HYUNDAI	2,112.00	2,083.00	1.37
DIXON	12,978.00	12,897.00	0.62
DABUR	430.00	427.90	0.49

52 Week High

Stock	LTP	New 52W high	Prev 52W high
ADROITINFO	17	17	17
AGARWALEYE	574	580	572
ARABIAN	120	120	118
ARIS	194	194	170
ASAHIINDIA	1,196	1,200	1,199

52 Week Low

Stock	LTP	New 52W low	Prev 52W low
A2ZINFRA	12	11	11
ABH	36	36	37
AGNI	14	13	13
AKG	8	8	8
ALFREDHE	2,545	2,400	2,520

Volume Shockers

Stock	Vol (000)	1W avg vol (000)	2W avg vol (000)	LTP (INR)
MEDANTA	6,575	248	214	1,524
AKG	1,135	229	122	8
KOPRAN	13,032	2,745	1,799	289
ARIHANT	46	10	6	900
JWL	63,679	13,674	7,737	222
MCLOUD	65,828	14,179	7,648	24
COHANCE	13,479	3,031	1,813	490
TCIEXP	753	170	95	422
KALAMANDIR	14,857	3,364	2,281	98
BALKRISHNA	127	29	18	17
INSURADD	142	32	43	15
FRONTSP	442	101	124	1,384
FISCHER	26,042	6,047	3,396	23
SONAL	6	1	1	86
ORIRAIL	903	210	294	117
BAJAJHCARE	1,240	291	178	344
MHRIL	4,515	1,068	563	196
NPBET	28	7	7	326
INOXGREEN	15,920	3,802	2,832	118
RRECL	8	2	1	134
TCI	921	223	133	770
UNIONGOLD	358	87	46	116
PRECAM	986	242	178	101
UNICHEMLAB	357	90	63	501
BRIGADE	5,076.1	1,293.99	850.84	587

Top Gainers & Losers

Nifty 50

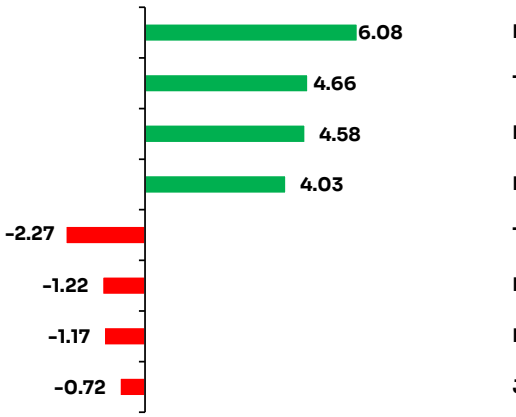

Nifty Next 50

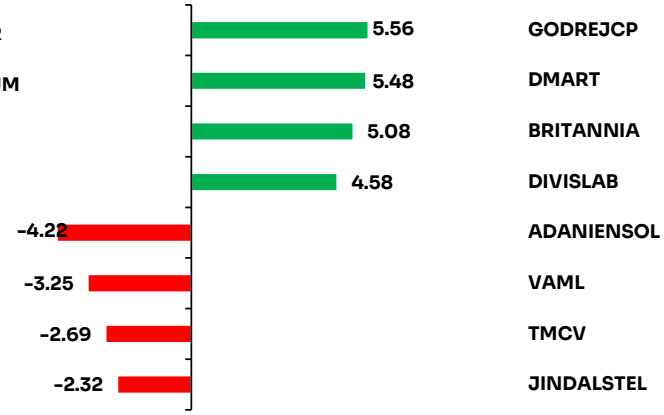

Nifty 200

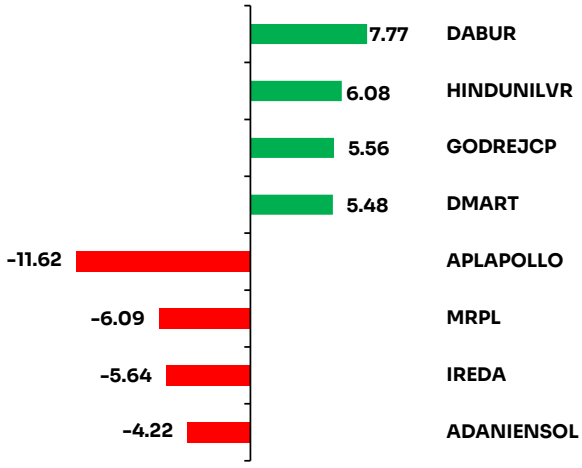

Nifty 500

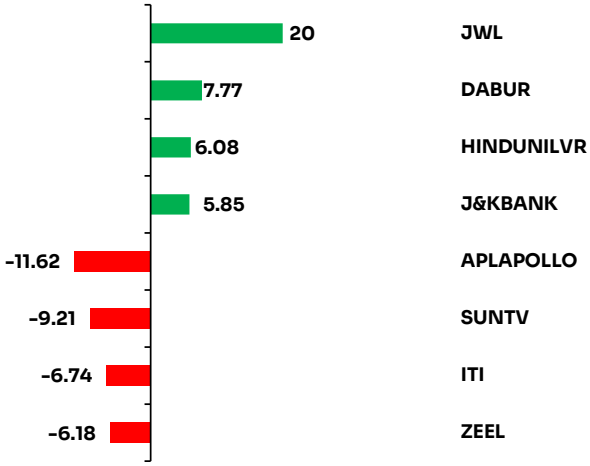

Bulk Deals

Security Name	Client Name	Buy / Sell	Qnty	Price
AGIIL	ARIHANT CAPITAL MARKETS LIMITED	SELL	985326	305
AGIIL	ARIHANT CAPITAL MARKETS LIMITED	BUY	1049964	305
AGIIL	THAKKAR NILESHKUMAR FARSHURAM HUF	BUY	1600000	303
AKG	KALAPI VINIT NAGADA	SELL	858320	8
APLAPOLLO	GRAVITON RESEARCH CAPITAL LLP	SELL	3475270	1470
APLAPOLLO	GRAVITON RESEARCH CAPITAL LLP	BUY	3476928	1469
APLAPOLLO	SMALLCAP WORLD FUND INC	SELL	3071937	1411
APSISAERO	BASAN EQUITY BROKING LIMITED	BUY	1400	507
APSISAERO	BASAN EQUITY BROKING LIMITED	SELL	69000	478
ARIS	ALPHAGREP SECURITIES PRIVATE LIMITED	BUY	620095	187
ARIS	ALPHAGREP SECURITIES PRIVATE LIMITED	SELL	620095	187
ARIS	HRTI PRIVATE LIMITED	BUY	510718	184
ARIS	HRTI PRIVATE LIMITED	SELL	519902	184
ARIS	JUNOMONETA FINSOL PRIVATE LIMITED	BUY	477628	186
ARIS	JUNOMONETA FINSOL PRIVATE LIMITED	SELL	484471	186
ARIS	MICROCURVES TRADING PRIVATE LIMITED	BUY	455390	189
ARIS	MICROCURVES TRADING PRIVATE LIMITED	SELL	455390	189
ARIS	QE SECURITIES LLP	BUY	789656	183
ARIS	QE SECURITIES LLP	SELL	808010	183
BLSPOLY	HRTI PRIVATE LIMITED	BUY	302309	262
BLSPOLY	HRTI PRIVATE LIMITED	SELL	332722	263
BMISL	MANSI SHARE AND STOCK BROKING PRIVATE LIMITED	BUY	96000	161
GREAVESCOT	HRTI PRIVATE LIMITED	SELL	2082973	305
GREAVESCOT	HRTI PRIVATE LIMITED	BUY	2151749	305
GREAVESCOT	QE SECURITIES LLP	BUY	1780246	304
GREAVESCOT	QE SECURITIES LLP	SELL	1851677	305
GREENASIA	GENZ INVESTMENT ADVISORS PRIVATE LIMITED	BUY	300800	75
GREENASIA	NOVA GLOBAL OPPORTUNITIES FUND PCC - TOUCHST	SELL	296000	75
GSMFOILS	HI GROWTH CORPORATE SERVICES PVT LTD	BUY	51000	39
GSMFOILS	HI GROWTH CORPORATE SERVICES PVT LTD	SELL	73000	40
GSMFOILS	MULTIPLIER SHARE & STOCK ADVISORS PRIVATE LIMITE	BUY	100000	39
GSMFOILS	MULTIPLIER SHARE & STOCK ADVISORS PRIVATE LIMITE	SELL	100000	41
HMAAGRO	HRTI PRIVATE LIMITED	BUY	2466169	42
HMAAGRO	HRTI PRIVATE LIMITED	SELL	2646069	42
HUBTOWN	ALPHAGREP SECURITIES PRIVATE LIMITED	SELL	1146642	195
HUBTOWN	ALPHAGREP SECURITIES PRIVATE LIMITED	BUY	1146642	195
HUBTOWN	ARIHANT CAPITAL MARKETS LIMITED	BUY	1213872	193
HUBTOWN	ARIHANT CAPITAL MARKETS LIMITED	SELL	1233872	195
HUBTOWN	JUNOMONETA FINSOL PRIVATE LIMITED	SELL	1017154	195
HUBTOWN	JUNOMONETA FINSOL PRIVATE LIMITED	BUY	1017426	195
HUBTOWN	MICROCURVES TRADING PRIVATE LIMITED	BUY	877980	196
HUBTOWN	MICROCURVES TRADING PRIVATE LIMITED	SELL	877980	196
HUBTOWN	QE SECURITIES LLP	BUY	801838	194
HUBTOWN	QE SECURITIES LLP	SELL	819748	195
ITALIANE	AJAY MAKHIJA	SELL	200000	23
ITALIANE	AKSHAY MAKHIJA	SELL	376000	23
ITALIANE	HARSHA RAJESH JHAVERI	BUY	658000	23
JWL	QE SECURITIES LLP	BUY	2117125	210
JWL	QE SECURITIES LLP	SELL	2149572	209
KALAMANDIR	PGIM INDIA EQUITY GROWTH OPPORTUNITIES FUND SI	BUY	1000000	100

Bulk Deals

Security Name	Client Name	Buy / Sell	Qnty	Price
KOPRAN	ALPHAGREP SECURITIES PRIVATE LIMITED	SELL	627275	291
KOPRAN	ALPHAGREP SECURITIES PRIVATE LIMITED	BUY	627275	291
KOPRAN	J4S FINANCIAL SOLUTIONS LLP	SELL	264473	290
KOPRAN	J4S FINANCIAL SOLUTIONS LLP	BUY	264473	290
KOPRAN	J4S FINANCIAL SOLUTIONS LLP	SELL	360956	291
KOPRAN	J4S FINANCIAL SOLUTIONS LLP	BUY	360956	291
KOPRAN	JUNOMONETA FINSOL PRIVATE LIMITED	SELL	550671	290
KOPRAN	JUNOMONETA FINSOL PRIVATE LIMITED	BUY	550824	290
KOPRAN	MICROCURVES TRADING PRIVATE LIMITED	BUY	290964	292
KOPRAN	MICROCURVES TRADING PRIVATE LIMITED	SELL	290964	292
KOPRAN	QE SECURITIES LLP	BUY	513989	290
KOPRAN	QE SECURITIES LLP	SELL	514277	290
KSHITIJPOL	BHAVISHYA ECOMMERCE PRIVATE LIMITED	BUY	510124	4
KSHITIJPOL	BHAVISHYA ECOMMERCE PRIVATE LIMITED	SELL	1245869	4
MCLOUD	ALPHAGREP SECURITIES PRIVATE LIMITED	SELL	3567880	25
MCLOUD	ALPHAGREP SECURITIES PRIVATE LIMITED	BUY	3567880	25
MEDANTA	DUNEARN INVESTMENTS (MAURITIUS) PTE LTD	SELL	2229465	1460
MEDANTA	DUNEARN INVESTMENTS (MAURITIUS) PTE LTD	SELL	4140435	1460
MEDANTA	HDFC MUTUAL FUND	BUY	2863074	1460
NECCLTD	N E C C AUTOMOBILES PRIVATE LIMITED	SELL	1000000	26
NECCLTD	RATHOD MANOJ CHHAGANLAL HUF	BUY	939733	26
NECCLTD	RATHOD MANOJ CHHAGANLAL HUF	SELL	946001	26
NECCLTD	SRNDM TRADE VALUE PRIVATE LIMITED	BUY	1000000	26
ONELIFECAP	YMS CONSULTANTS LIMITED	BUY	199793	62
ONIXSOLAR	ABHISHEK ASHVINBHAI KAMDAR HUF	BUY	252026	256
RATNAVEER	ARIHANT CAPITAL MARKETS LIMITED	BUY	230048	399
RATNAVEER	ARIHANT CAPITAL MARKETS LIMITED	SELL	457847	401
SHALPAINTS	KADIR FARUKQBHAI VOHRA	SELL	427000	109
SHALPAINTS	KADIR FARUKQBHAI VOHRA	BUY	427000	109
SHALPAINTS	RIYABEN MANUBHAI SOLANKI	SELL	429388	109
SHALPAINTS	RIYABEN MANUBHAI SOLANKI	BUY	429388	109
SHALPAINTS	TEJAS P PANDYA	BUY	425000	109
SHALPAINTS	TEJAS P PANDYA	SELL	425000	109
SKYTECH	VINAYAK HIREMATH	SELL	49600	20
SMCGLOBAL	ARIHANT CAPITAL MARKETS LIMITED	SELL	1419951	81
SMCGLOBAL	ARIHANT CAPITAL MARKETS LIMITED	BUY	1436303	81
SUNSHINE	ARIHANT CAPITAL MARKETS LIMITED	SELL	169378	526
SUNSHINE	ARIHANT CAPITAL MARKETS LIMITED	BUY	284709	514
SWARAJ	MAYANK JAIN	SELL	173737	360
THOMASCOOK	ALPHAGREP SECURITIES PRIVATE LIMITED	SELL	4612431	144
THOMASCOOK	ALPHAGREP SECURITIES PRIVATE LIMITED	BUY	4612431	144
THOMASCOOK	CLT RESEARCH TECH PRIVATE LTD	BUY	2746391	145
THOMASCOOK	CLT RESEARCH TECH PRIVATE LTD	SELL	2746391	145
THOMASCOOK	FAIRBRIDGE CAPITAL (MAURITIUS) LIMITED	BUY	5300000	141
THOMASCOOK	JUNOMONETA FINSOL PRIVATE LIMITED	BUY	2649817	144
THOMASCOOK	JUNOMONETA FINSOL PRIVATE LIMITED	SELL	2653935	144
THOMASCOOK	MICROCURVES TRADING PRIVATE LIMITED	BUY	4304074	145
THOMASCOOK	MICROCURVES TRADING PRIVATE LIMITED	SELL	4304074	145
THOMASCOOK	NK SECURITIES RESEARCH PRIVATE LIMITED	BUY	2731056	146
THOMASCOOK	NK SECURITIES RESEARCH PRIVATE LIMITED	SELL	2731056	146
THOMASCOOK	QE SECURITIES LLP	BUY	5596284	144

Bulk Deals

Security Name	Client Name	Buy / Sell	Qnty	Price
THOMASCOOK	QE SECURITIES LLP	SELL	5683894	144
URBAN	AJAY PURSHOTTAMDAS GUPTA	SELL	304800	70
VALUE360	PRAFULL RAI	BUY	100800	90
WEWIN	IRAGE BROKING SERVICES LLP	SELL	33	46
WEWIN	IRAGE BROKING SERVICES LLP	BUY	73390	45
WEWIN	ORION STOCKS LTD	BUY	16935	46
WEWIN	ORION STOCKS LTD	SELL	101553	45

Daily Updates

Bulk Deals

Security Name	Client Name	Buy / Sell	Qnty	Price
LENSKART	GOLDMAN SACHS BANK EUROPESE-ODI	BUY	345,000	725
LENSKART	GOLDMAN SACHS INVESTMENTS MAURITIUS I LIMITED	BUY	6,176,351	725
LENSKART	LTR FOCUS FUND-FDI	SELL	1,177,480	725
LENSKART	SOCIETE GENERALE - ODI	BUY	6,176,351	725
LENSKART	STEADVIEW CAPITAL MAURITIUS LIMITED-FDI	SELL	11,520,222	725

Block Deals

Security Name	Client Name	Buy / Sell	Qnty	Price
FINCABLES	ARUNA MUKESH KATARA	SELL	460,000	1159
FINCABLES	ORBITELECTRICALS PRIVATE LIMITED	BUY	460,000	1159
INDGN	AARABHI PARTNERS CONSULTANTS LLP	SELL	381,700	655
INDGN	RAJESH BHASKARAN NAIR	BUY	381,700	655
MEDANTA	CANARA ROBECO MUTUAL FUND	BUY	171,233	1460
MEDANTA	CITIGROUP GLOBAL MARKETS SINGAPORE PTE LIMITED	BUY	205,479	1460
MEDANTA	DSP INDIA FUND IFSC	BUY	294,500	1460
MEDANTA	DUNEARN INVESTMENTS (MAURITIUS) PTE LTD	SELL	4,140,435	1460
MEDANTA	DUNEARN INVESTMENTS (MAURITIUS) PTE LTD	SELL	2,229,465	1460
MEDANTA	GOLDMAN SACHS BANK EUROPE SE	BUY	171,233	1460
MEDANTA	HDFC MUTUAL FUND	BUY	2,863,074	1460
MEDANTA	HDFC MUTUAL FUND	BUY	1,027,397	1460
MEDANTA	KUWAIT INVESTMENT AUTHORITY	BUY	130,530	1460
MEDANTA	NIPPON INDIA INVESTMENT UNIT TRUST - NIPPON INDI	BUY	35,337	1460
MEDANTA	NIPPON INDIA INVESTMENT UNIT TRUST - NIPPON INDI	BUY	5,366	1460
MEDANTA	NORGES BANK ON ACCOUNT OF THE GOVERNMENT PE	BUY	390,400	1460
MEDANTA	NORGES BANK ON ACCOUNT OF THE GOVERNMENT PE	BUY	390,410	1460
MEDANTA	SBI MUTUAL FUND	BUY	171,233	1460
MEDANTA	SBI MUTUAL FUND	BUY	171,235	1460
MEDANTA	WHITEOAK CAPITAL MUTUAL FUND	BUY	171,233	1460
MEDANTA	WHITEOAK CAPITAL MUTUAL FUND	BUY	171,240	1460

Global Macro Events

Event	Actual	Previous	Forecast
Germany			
GfK Consumer Confidence DEC	-30.8	-29.9	-29.0
Japan			
BoJ Tamura Speech			
BoJ JGB Purchase			
Coincident Index Final SEP	118.8		119.5
Leading Economic Index Final SEP	118.0	116.4	116.4
United Kingdom			
BoE Financial Stability Report			
BoE FPC Meeting Minutes			
European Union			
Loans to Companies YoY OCT	4.20%		4.10%
Loans to Households YoY OCT	3.10%	3.20%	3.00%
M3 Money Supply YoY OCT	3.50%	3.50%	3.40%
ECB Monetary Policy Meeting Accounts			
Euro Summit			
Special European Council			

Nifty & Bank Spot – Pivot Levels 26/11/2026

	Closing	Support			Resistance		
		1	2	3	1	2	3
Nifty	25819.25	25640	25465	25310	25973	26130	26310
Bank Nifty	63703.25	63255	62800	62370	64141	64580	65030

Hindustan Unilever Ltd – Technical Stock Call – 26/11/2026

Technical Stock Call	Action	Reco	Target	Support	SL
HINDUNILVR	BUY	2141.80	2800	(2065-2010)-1975-(1940-1890)	1815



Sector: FMCG (INE030A01027)

About: Hindustan Unilever Ltd. (HINDUNILVR) is one of India's leading fast-moving consumer goods (FMCG) companies and a subsidiary of Unilever. The company manufactures and markets a wide range of consumer products across home care, beauty and wellbeing, personal care, and food and beverages. Its popular brands include Surf Excel, Dove, Lux, Lifebuoy, Rin, Vim, Lakmé, Brooke Bond, Bru and Horlicks.

View – Long Term Bullish

The stock commenced its downtrend from 2750 (SEP 25).

Stock formed a series of lower tops and traded below its key moving averages, eventually declining to mark a low of 1758.2 (OCT 26).

During the correction phase, the stock remained into a downward-sloping consolidation band from SEP 25 to OCT 26, trading below the 200 SMA.

However, buying interest emerged at lower levels, triggering an upward move. And after forming higher bottoms, the stock has recently given a **Descending Channel Breakout**, supported by volumes reaching a high of 2133.9 (NOV 26), surpassing its previous few weeks high. **The stock has broken out of a downward-sloping channel after nearly a year of consolidation, indicating a potential shift in the prevailing trend.**

MACD, PVT and RSI indicators suggest positive momentum.

Target of **2800** is expected with lower support levels at **(2065-2010)-1975-(1940-1890)** in case of intermediate fall.

A stop loss at **1815** is to be followed for the trade.

All the calls/opinions are subject to Disclosures and Disclaimer

http://goo.gl/8bCMyQ

Apollo Tyres Ltd – Technical Stock Call – 26/11/2026

Technical Stock Call	Action	CMP	Target	Support	SL
APOLLOTYRE	BUY	437.35	550	(425-415)-(402-392)	380



Sector: Automobile & Auto Components - Tyres & Rubber Products (INE438A01022)

About: Apollo Tyres Limited is an Indian multinational tyre manufacturing company established in 1972 and headquartered in Gurugram, Haryana. The company is engaged in the manufacturing and sale of automotive tyres, tubes and flaps. Its product portfolio includes tyres for passenger cars, SUVs, two-wheelers, trucks, buses, agricultural vehicles and industrial applications. The company operates under two major brands, Apollo and Vredestein, and has a presence in over 100 countries across the globe.

View – Medium Term Bullish

The stock commenced its downtrend from 467.40 (AUG 26).

The stock began trading below its key moving averages, indicating weakness in the prevailing trend. Subsequently, it continued to form lower lows & further extended its decline marking a low of 375 (OCT 26).

However, buying emerged at lower levels & the stock commenced its up move forming UP Gaps & further reached a high of 435.75 (NOV 26), but faced resistance in that area & entered into a consolidation zone (NOV 26), trading around the short term averages while hitting an another lower top of 433.15 during the month of NOV 26.

Later, the stock attracted buying interest, commenced its up move again & recently, after forming higher bottoms, the stock has given a **Symmetrical Triangle Breakout** on the daily chart supported by volumes with a bullish candle reaching to a high of 439.80 (NOV 26), which is higher than the previous few swing highs.

MACD, TSI & RSI indicators suggest positive uptrend.

The stock has surpassed above the 200 SMA line & finally closed positive, suggesting strength in the ongoing uptrend.

Target of **550** is expected with lower support levels at **(425-415)-(402-392)** in case of intermediate fall.

A stop loss at **380** is to be followed for the trade.

All the calls/opinions are subject to Disclosures and Disclaimer http://goo.gl/8bCMyQ

Stock specific news

KSS Reconstitutes Management Team

KSS reconstituted its board and management effective November 23, following implementation of Micro Capitals' approved resolution plan. The board comprises Vinay Saraf, Vikrant Anand, Amit Shah and Syed Tabssum Ali. Sanjay Dubey was appointed CFO, Pooja Nayal company secretary, and Jain Chandresh & Associates statutory auditor.

RMC Receives Distribution LOI

RMC Switchgears received a letter of intent for a Maharashtra distribution-infrastructure package with an estimated basic cost of ₹521.84 crore, under an ADB-funded programme. The scope includes new substations, augmentation of existing substations, additional transformers and high-tension lines. Responsibilities cover equipment supply, civil construction, installation, testing, commissioning and performance guarantees.

Polyplex Approves Thailand Expansion

Polyplex's Thailand subsidiary approved a THB 2,655 million investment, approximately US$78.41 million, at its Rayong factory. The project adds 53,000 tonnes of annual BOPET film capacity and an 11,000-tonne annual metalliser. Completion is targeted within 20–24 months of closing the main machinery procurement contract, with funding through term loans and internal accruals.

TeamLease Receives EPFO Demand

TeamLease received an EPFO demand of ₹180.65 crore concerning its former provident fund trust, covering investment losses, bond-sale losses, reserve utilisation and employee receivables. EPFO directed payment or proof of prior payment within seven days of receiving the letter. TeamLease disputes the demand, stating it had already funded the shortfall, and is evaluating legal remedies.

Brigade Records Launch Sales

Brigade reported ₹1,600 crore in launch-weekend sales at Floris, the first residential phase of Brigade Autograph in east Bengaluru. The 40-acre township, developed with Krishna Priya Estates, has approximately ₹12,000 crore gross development value and 8 million sq. ft. of saleable area. Floris comprises five 49-floor towers; Brigade plans to advance subsequent phase launches.

Glaxo Launches Myeloma Therapy

GlaxoSmithKline Pharmaceuticals launched CDSCO-approved BLENREP (belantamab mafodotin) in India for adults with relapsed or refractory multiple myeloma who have received at least one prior therapy. The medicine is approved for use in combination therapy. This is GSK's third precision oncology therapy in India.

Alembic Secures Bosutinib Approval

Alembic Pharmaceuticals received USFDA final approval for Bosutinib tablets, 400 mg, adding to its previously approved and launched 100 mg and 500 mg strengths. The 400 mg product had an estimated US$246 million US market for the year ended September 2026, according to IQVIA. Cumulative approvals reached 248 ANDAs, comprising 230 final and 18 tentative approvals.

Gland Receives USFDA Clearance

Gland Pharma received an Establishment Inspection Report with "No Action Indicated" classification following inspection of its Visakhapatnam facilities. The inspection covered the VSEZ sterile oncology formulations and API facilities between August 24 and September 1, 2026. The EIR confirms closure of that USFDA inspection.

Vishnu Forms Chromium Venture

Vishnu Chemicals incorporated DCX Vishnu Private Limited, a 50:50 venture with France's DCX Chrome SAS. The venture proposes a greenfield facility in Visakhapatnam with 6,000 tonnes of annual high-purity chromium metal capacity. Vishnu subscribed ₹50,000 for 5,000 shares as its initial equity contribution; this is incorporation capital rather than the project's construction cost.

KDDL Seeks Director Approval

KDDL is seeking shareholder approval to appoint Suman Jyoti Khaitan as an independent director for five years, from January 1, 2027 to December 31, 2031. Electronic voting runs from November 26 to December 25, 2026. The appointment requires a special resolution; shareholder eligibility is based on the November 20 cut-off date.

Rashi Signs Restar Deal

Rashi Peripherals signed agreements to sell 26% of Rashi Semiconductor Solutions to Japan's Restar Corporation for ₹28.09 crore, with completion expected before December 7, 2026. Rashi will retain 74% ownership and three of four board seats. Separately, Customs confirmed a ₹34.62 crore duty and penalty demand, plus interest, which Rashi is evaluating steps to contest.

Lloyds Approves Bond Issue

Lloyds Metals and Energy approved issuing up to ₹750 crore of unsecured non-convertible debentures through private placement. The instruments carry a 9% annual coupon, payable half-yearly starting June 30, 2027. They are proposed to be listed on NSE and redeemed in full on December 31, 2031, unless redeemed earlier under their contractual terms.

Vascon Wins Redevelopment Contract

Vascon Engineers received a ₹195 crore letter of intent, excluding taxes, from Kanakia Transparent Developers. The assignment covers shell-and-core construction for T1, T2 and T3 at the Mohan Society redevelopment project in Borivali, Mumbai. The work is on a bill-of-quantities basis, with an execution period of 24 months on mutually agreed terms.

Affordable Wins Welding Orders

Affordable Robotic & Automation received two domestic purchase orders worth approximately ₹47.69 crore combined for turnkey robotic welding lines. The individual orders are approximately ₹39.86 crore and ₹7.83 crore. Both customers are unrelated parties; their identities are confidential, and delivery will follow the respective purchase-order schedules.

Carysil Signs European Agreement

Carysil and subsidiary Carysilnox signed a framework agreement with a Germany-based specialist retailer to supply 11 SKUs of quartz and stainless-steel kitchen sinks. Products will be marketed across the European Union and Switzerland under an international premium kitchen and bathroom brand. Supplies depend on purchase orders, and either party can terminate the agreement with 12 months' notice.

CleanMax Approves Gujarat Investment

CleanMax approved investing up to ₹214.49 crore in Clean Max Gangotri for wind-solar hybrid and solar capacity development in Gujarat. It also approved selling 26% of the project company to Gujarat Alkalies and Chemicals for ₹26,000, retaining 74%. The agreements are proposed to be executed by January 31, 2027, or another mutually agreed date.

Tata Announces Vehicle Hike

Tata Motors Passenger Vehicles announced an average 0.5% price increase effective December 1, 2026. The revision covers its entire domestic cars and SUVs portfolio, including internal-combustion and electric vehicles, with increases varying by model and variant. The company attributed the revision to elevated input costs and partial recovery of those increases from customers.

Hyundai Announces Price Increase

Hyundai Motor India announced price increases of up to ₹8,000 on select models and trims, effective December 1, 2026. The increase will vary across the affected variants. Hyundai cited higher input costs and said it would pass on part of the increase after absorbing costs through internal efficiencies and cost optimisation.

India Glycols Receives Settlement

India Glycols' wholly owned subsidiary IGL Finance received ₹58.39 crore on November 23 under the National Spot Exchange one-time settlement scheme. The settlement follows the NCLT Mumbai order dated November 28, 2025. IGL Finance had already made provisions concerning the matter in its accounts.

Technocraft Receives NSEL Settlement

Technocraft Industries received ₹8 crore as a full-and-final payment under the NSEL settlement scheme, financially backed by 63 moons technologies. Cumulative recovery reached approximately ₹9.51 crore against ₹20.59 crore originally stuck after trading was suspended in 2013. The original exposure had been written off as bad debt in FY14.

Waaree Transfers Solar Rights

Waaree Renewable Technologies' subsidiary Sunsational Solar transferred its solar project development and evacuation rights to an unrelated independent power producer through a novation agreement. The subsidiary is entitled to approximately ₹79 crore, excluding GST, as reimbursement of project costs. The agreement was executed on November 23; reimbursement remains receivable under the agreed terms.

Finkurve Receives Warrant Capital

Finkurve Financial Services received ₹30 crore as the balance subscription amount for conversion of previously issued warrants. The company had issued 51,28,105 warrants at ₹78 each in May 2025 and received approximately ₹9.99 crore upfront. The additional capital is intended for gold-loan expansion, technology investment and growth in allied lending portfolios.

Religare Converts Investor Warrants

Religare Enterprises allotted 1,45,24,468 equity shares at ₹235 each following warrant conversions and received approximately ₹255.99 crore as the remaining 75% consideration. Allottees include Hindustan Times, Ashish Dhawan, Puran Associates, M.B. Finmart and Milky Investment and Trading. Outstanding equity increased to 35,92,80,210 shares; the initial 25% subscription had been received earlier.

DevX Expands Bengaluru Capacity

Dev Accelerator announced a 1,25,551 sq. ft. Bengaluru capacity addition, with investment of up to ₹31.65 crore. The disclosed completion timeline is February 2027, with funding through internal accruals and debt. Existing capacity is approximately 1.26 million sq. ft., operating at 88% utilisation.

Centum Signs Pixxel MoU

Centum Electronics signed an MoU with SpacePixxel Technologies to explore joint development of advanced satellite payloads and associated subsystems. The proposed work includes miniaturised synthetic aperture radar electronics for satellite platforms. The companies will also explore technical knowledge exchange, data analysis and new satellite applications; the announcement is a collaboration framework rather than a purchase order.

Pavna Completes Subsidiary Acquisition

Pavna Industries completed acquiring 52.38% of Pavna Electric Systems through subscription to 11,000 shares at ₹154.50 each, costing approximately ₹17 lakh. The target became a subsidiary on November 24. It operates in automotive components, wiring, switches and locks, and reported approximately ₹25.9 crore FY26 revenue; the acquisition is a related-party transaction.

MK Jewels Profit Surges

M.K. Sons Fine Jewels reported Q2FY27 total income of ₹161.97 crore, up 49.1% YoY, and PAT of ₹15.76 crore, up 72.5%. EBITDA reached ₹23.94 crore, with margin improving to 14.78% from 13.44%. H1FY27 PAT increased approximately 85% to ₹30.78 crore; the company also plans Mumbai store expansion and B2B jewellery sales through "Jewelista".

Archean Appoints Semiconductor CEO

Archean Chemical Industries appointed Rajesh Nair as CEO of step-down subsidiary SiCSem, effective November 9. SiCSem is developing a silicon-carbide power semiconductor fabrication and assembly, testing, marking and packaging facility at Info Valley, Odisha. Nair, previously CTO and senior vice-president at Tata Electronics, will oversee construction, commissioning and commercial operations.

NELCO Exits Rating Watch

CRISIL removed NELCO from rating watch and reaffirmed A/Stable and A1 ratings, while rated bank facilities increased to ₹468.3 crore from ₹218.3 crore. The review covered NELCO's debt-funded ₹191 crore investment in Lunar Holdco. Funding has no principal or interest outflow until 2030; regulatory approvals for the direct-to-device satellite business remain awaited.

Hero Wins Registration Dispute

The Rajasthan High Court quashed approximately ₹165 crore of cumulative demands against Hero MotoCorp concerning temporary registration certificate fees. The demands arose under the Rajasthan Motor Vehicles Rules, 1990, and had been challenged by the company. The judgment is dated November 6, 2026, with the development disclosed to exchanges on November 24.

Macro / Non-Stock News

Indian Markets Rebound Sharply
Indian equities rallied on 25 November, with Nifty gaining 1.85% to 25,819.25 and Sensex rising 1.82% to 83,938.28. Fourteen of 16 major sectors advanced, led by financials (+2.2%), while midcaps gained 0.3% and smallcaps declined 0.4%, indicating large-cap-led buying.

Foreign Buying Remains Strong
FIIs purchased ₹4,479.08 cr of Indian equities on 25 November, while DIIs bought ₹4,018.72 cr, resulting in combined institutional inflows of ₹8,497.80 cr. November's cumulative provisional FII purchases reached approximately ₹1.22 lakh cr, supporting the market recovery.

Nifty Approaches Key Resistance
Nifty closed at 25,819.25, with significant Call OI concentrated at 26,000 and Put OI at 25,500. The options PCR stood between 0.77 and 0.91 across reported datasets, with maximum pain near 25,700–25,750, suggesting cautious positioning ahead of a potential 26,000 breakout.

Rupee Hits Eight-Month High
The rupee appreciated 0.7% to ₹92.23/$ on 25 November, its strongest closing level of the current financial year. November appreciation reached approximately 2.9%, supported by sustained foreign equity inflows and improving investor sentiment towards Indian assets.

Indian Bond Yields Decline
India's benchmark 10-year government bond yield declined approximately 3.5 bps to 7.1641%, its lowest in over two weeks. Foreign investors purchased nearly ₹9,300 cr of index-eligible government bonds in November, while softer US yields supported domestic debt ahead of RBI's 4 December policy decision.

US Tariff Threats Resurface
The Trump administration proposed additional tariffs on 14 major trading partners, including China, Japan, the EU and India. India faces a proposed 17% tariff if a bilateral agreement is finalised, potentially increasing to 25% if negotiations fail, creating uncertainty for export-oriented sectors.

Wall Street Ends Mixed
US equities closed mixed on 25 November, with the Dow gaining 0.33% to 50,182.95, while S&P 500 declined 0.25% to 7,182.78 and Nasdaq fell 0.62% to 23,585.80. Renewed tariff concerns and weakness in AI-related shares pressured technology sentiment despite late-session bargain buying.

US Inflation Remains Elevated
US October PCE inflation accelerated to 3.8% YoY from 3.6% in September, while core PCE increased to 3.3% from 3.1%. Persistent inflation reinforced expectations of further Federal Reserve tightening, creating risks for global valuations and emerging-market capital flows.

US Economic Growth Accelerates
US Q3 GDP growth was revised sharply higher to 4.3% annualised from 3.4%, exceeding expectations of 3.5%. Consumer spending growth was upgraded to 4.2%, indicating strong domestic demand but potentially reinforcing expectations of restrictive monetary policy.

Crude Rebounds Amid Supply Disruption
Brent crude surged 3.5% to $94.61/bbl on 25 November after Yemen's Houthis reported an attack on Saudi Arabia's largest oil refinery. Renewed supply concerns partially reversed earlier declines, posing risks to India's inflation, import costs and current-account outlook.

Disclosures and Disclaimer

Ventura Securities Limited (VSL) is a SEBI registered intermediary offering broking, depository and portfolio management services to clients. VSL is member of BSE, NSE and MCX-SX. VSL is a depository participant of NSDL. VSL states that no disciplinary action whatsoever has been taken by SEBI against it in last five years except administrative warning issued in connection with technical and venial lapses observed while inspection of books of accounts and records. Ventura Commodities Limited, Ventura Guaranty Limited, Ventura Insurance Brokers Limited and Ventura Allied Services Private Limited are associates of VSL. Research Analyst (RA) involved in the preparation of this research report and VSL disclose that neither RA nor VSL nor its associates (i) have any financial interest in the company which is the subject matter of this research report (ii) holds ownership of one percent or more in the securities of subject company (iii) have any material conflict of interest at the time of publication of this research report (iv) have received any compensation from the subject company in the past twelve months (v) have managed or co-managed public offering of securities for the subject company in past twelve months (vi) have received any compensation for investment banking merchant banking or brokerage services from the subject company in the past twelve months (vii) have received any compensation for product or services from the subject company in the past twelve months (viii) have received any compensation or other benefits from the subject company or third party in connection with the research report. RA involved in the preparation of this research report discloses that he / she has not served as an officer, director or employee of the subject company. RA involved in the preparation of this research report and VSL discloses that they have not been engaged in the market making activity for the subject company. Our sales people, dealers, traders and other professionals may provide oral or written market commentary or trading strategies to our clients that reflect opinions that are contrary to the opinions expressed herein. We may have earlier issued or may issue in future reports on the companies covered herein with recommendations/ information inconsistent or different those made in this report. In reviewing this document, you should be aware that any or all of the foregoing, among other things, may give rise to or potential conflicts of interest. We may rely on information barriers, such as "Chinese Walls" to control the flow of information contained in one or more areas within us, or other areas, units, groups or affiliates of VSL. This report is for information purposes only and this document/material should not be construed as an offer to sell or the solicitation of an offer to buy, purchase or subscribe to any securities, and neither this document nor anything contained herein shall form the basis of or be relied upon in connection with any contract or commitment whatsoever. This document does not solicit any action based on the material contained herein. It is for the general information of the clients / prospective clients of VSL. VSL will not treat recipients as clients by virtue of their receiving this report. It does not constitute a personal recommendation or take into account the particular investment objectives, financial situations, or needs of clients / prospective clients. Similarly, this document does not have regard to the specific investment objectives, financial situation/circumstances and the particular needs of any specific person who may receive this document. The securities discussed in this report may not be suitable for all investors. The appropriateness of a particular investment or strategy will depend on an investor's individual circumstances and objectives. Persons who may receive this document should consider and independently evaluate whether it is suitable for his/ her/their particular circumstances and, if necessary, seek professional/financial advice. And such person shall be responsible for conducting his/her/their own investigation and analysis of the information contained or referred to in this document and of evaluating the merits and risks involved in the securities forming the subject matter of this document. The projections and forecasts described in this report were based upon a number of estimates and assumptions and are inherently subject to significant uncertainties and contingencies. Projections and forecasts are necessarily speculative in nature, and it can be expected that one or more of the estimates on which the projections and forecasts were based will not materialize or will vary significantly from actual results, and such variances will likely increase over time. All projections and forecasts described in this report have been prepared solely by the authors of this report independently of the Company. These projections and forecasts were not prepared with a view toward compliance with published guidelines or generally accepted accounting principles. No independent accountants have expressed an opinion or any other form of assurance on these projections or forecasts. You should not regard the inclusion of the projections and forecasts described herein as a representation or warranty by VSL, its associates, the authors of this report or any other person that these projections or forecasts or their underlying assumptions will be achieved. For these reasons, you should only consider the projections and forecasts described in this report after carefully evaluating all of the information in this report, including the assumptions underlying such projections and forecasts. The price and value of the investments referred to in this document/material and the income from them may go down as well as up, and investors may realize losses on any investments. Past performance is not a guide for future performance. Future returns are not guaranteed and a loss of original capital may occur. Actual results may differ materially from those set forth in projections. Forward-looking statements are not predictions and may be subject to change without notice. We do not provide tax advice to our clients, and all investors are strongly advised to consult regarding any potential investment. VSL, the RA involved in the preparation of this research report and its associates accept no liabilities for any loss or damage of any kind arising out of the use of this report. This report/document has been prepared by VSL, based upon information available to the public and sources, believed to be reliable. No representation or warranty, express or implied is made that it is accurate or complete. VSL has reviewed the report and, in so far as it includes current or historical information, it is believed to be reliable, although its accuracy and completeness cannot be guaranteed. The opinions expressed in this document/material are subject to change without notice and have no obligation to tell you when opinions or information in this report change. This report or recommendations or information contained herein do/does not constitute or purport to constitute investment advice in publicly accessible media and should not be reproduced, transmitted or published by the recipient. The report is for the use and consumption of the recipient only. This publication may not be distributed to the public used by the public media without the express written consent of VSL. This report or any portion hereof may not be printed, sold or distributed without the written consent of VSL. This document does not constitute an offer or invitation to subscribe for or purchase or deal in any securities and neither this document nor anything contained herein shall form the basis of any contract or commitment whatsoever. This document is strictly confidential and is being furnished to you solely for your information, may not be distributed to the press or other media and may not be reproduced or redistributed to any other person. The opinions and projections expressed herein are entirely those of the author and are given as part of the normal research activity of VSL and are given as of this date and are subject to change without notice. Any opinion estimate or projection herein constitutes a view as of the date of this report and there can be no assurance that future results or events will be consistent with any such opinions, estimate or projection. This document has not been prepared by or in conjunction with or on behalf of or at the instigation of, or by arrangement with the company or any of its directors or any other person. Information in this document must not be relied upon as having been authorized or approved by the company or its directors or any other person. Any opinions and projections contained herein are entirely those of the authors. None of the company or its directors or any other person accepts any liability whatsoever for any loss arising from any use of this document or its contents or otherwise arising in connection therewith. The information contained herein is not intended for publication or distribution or circulation in any manner whatsoever and any unauthorized reading, dissemination, distribution or copying of this communication is prohibited unless otherwise expressly authorized. Please ensure that you have read “Risk Disclosure Document for Capital Market and Derivatives Segments” as prescribed by Securities and Exchange Board of India before investing in Securities Market.

Ventura Securities Limited – SEBI Registration No.: INH000001634

Corporate Office: I-Think Techno Campus, 8th Floor, ‘B’ Wing, Off Pokhran Road No 2, Eastern Express Highway, Thane (W) – 400608